

Global Architectural Glass Market Research Report, Segment by Major Players, Types, Applications and Regions, 2016-2026

Based on the Architectural Glass chain, this report mainly elaborates the definition, types, applications and major players of Architectural Glass market in details. Deep analysis about market status (2016-2021), enterprise competition pattern, advantages and disadvantages of enterprise products, industry development trends (2021-2026), regional industrial layout characteristics and macroeconomic policies, industrial policy has also been included. From raw materials to downstream buyers of this industry will be analyzed scientifically, the feature of product circulation and sales channel will be presented as well. In a word, this report will help you to establish a panorama of industrial development and characteristics of the Architectural Glass market.

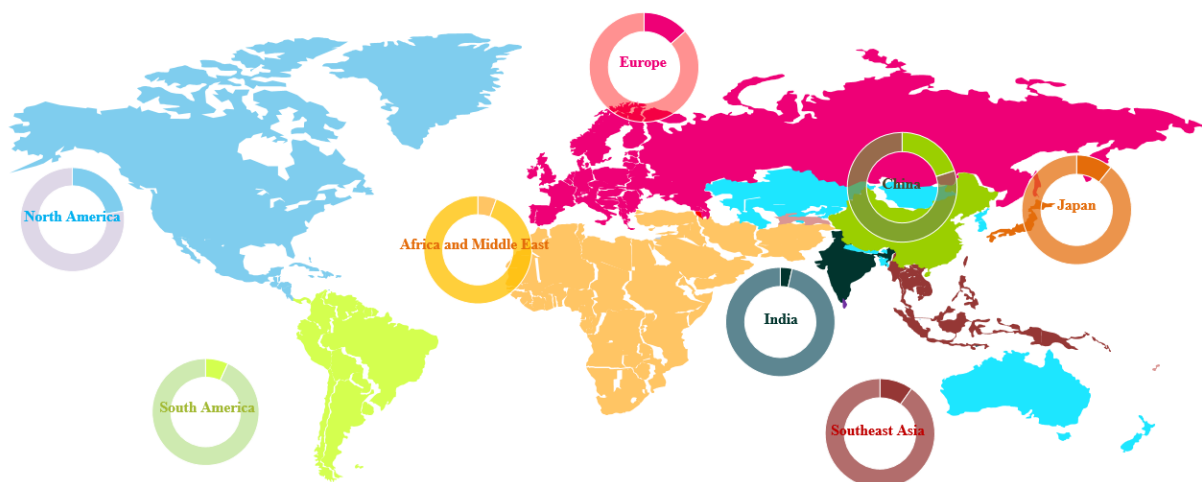
Under COVID-19 Outbreak, how the Architectural Glass Industry will develop is also analyzed in detail in Chapter 1.6 of this report.

In Chapters 5 to 9 of the report, we analyze the impact of COVID-19 on various regions and major countries.

In chapter 12.5, the impact of COVID-19 on the future development of the industry is pointed out.

This is only a sample. The data in sample is not real. And the final report might be different from the sample.

Highlights Regions



Highlights Players

Major Players in Architectural Glass market are:

- AGC
- Saint-Gobain S.A
- Guardian glass
- NSG
- Shahe Glass
- CSG
- Taiwan Glass
- KIBING
- Xinyi
- Sisecam
- PPG Industries
- Central Glass
- Jinjing
- Schott AG
- Yaohua
- China Glass
- ...

Highlights-Types

Most important types of Architectural Glass products covered in this report are:

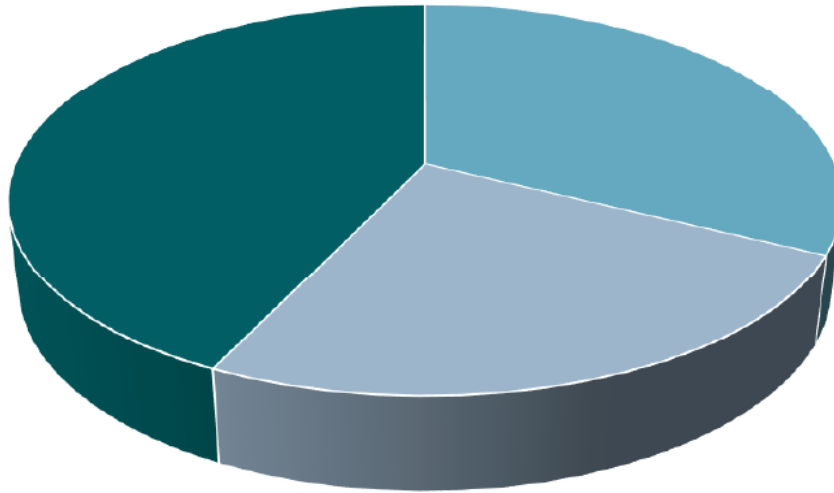
- Low-e
- Special
- Other

Highlights-Application

Most widely used downstream fields of Architectural Glass market covered in this report are:

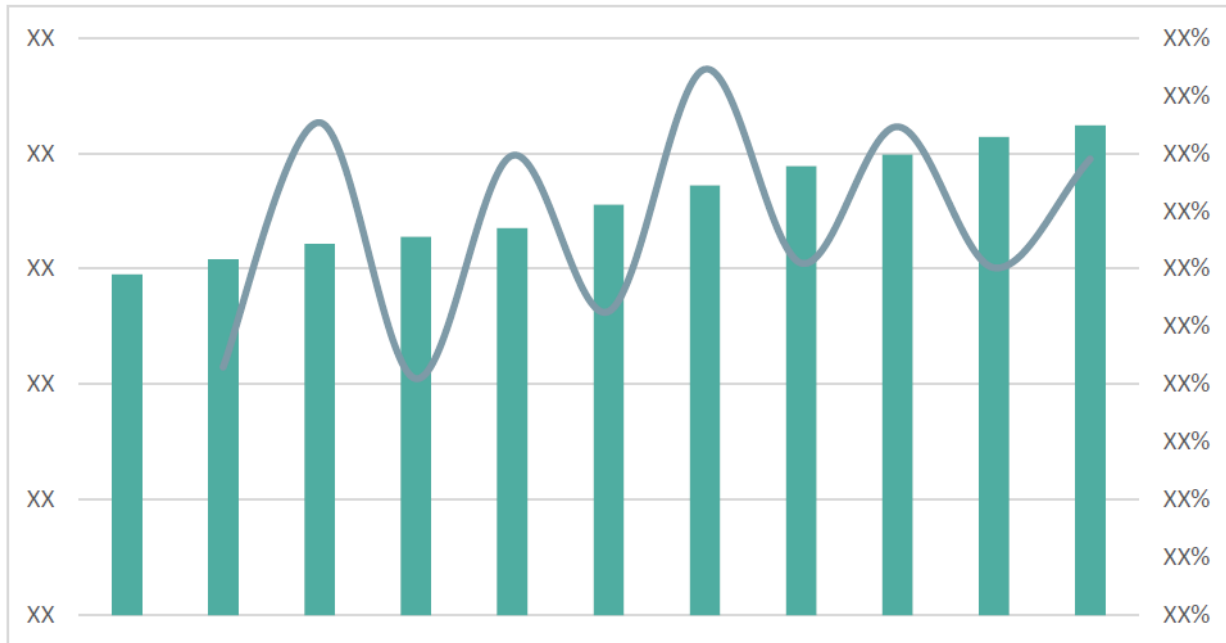
- Residential Buildings
- Commercial Buildings
- Industrial Buildings
- ...

Figure Global Sales Market Share of Architectural Glass by Types in 2020



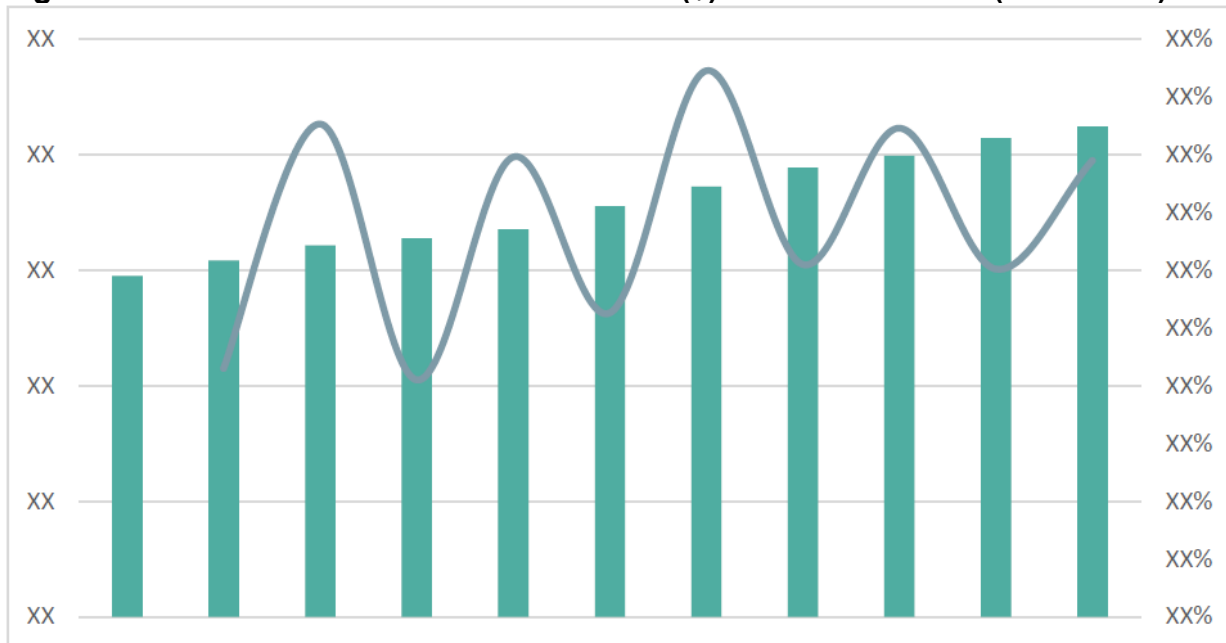
1.4.1.1 United States Market States and Outlook (2016-2026)

Figure United States Architectural Glass Revenue (\$) and Growth Rate (2016-2026)



1.4.1.2 Canada Market States and Outlook (2016-2026)

Figure Canada Architectural Glass Revenue (\$) and Growth Rate (2016-2026)



1.5 Market Dynamics and Development

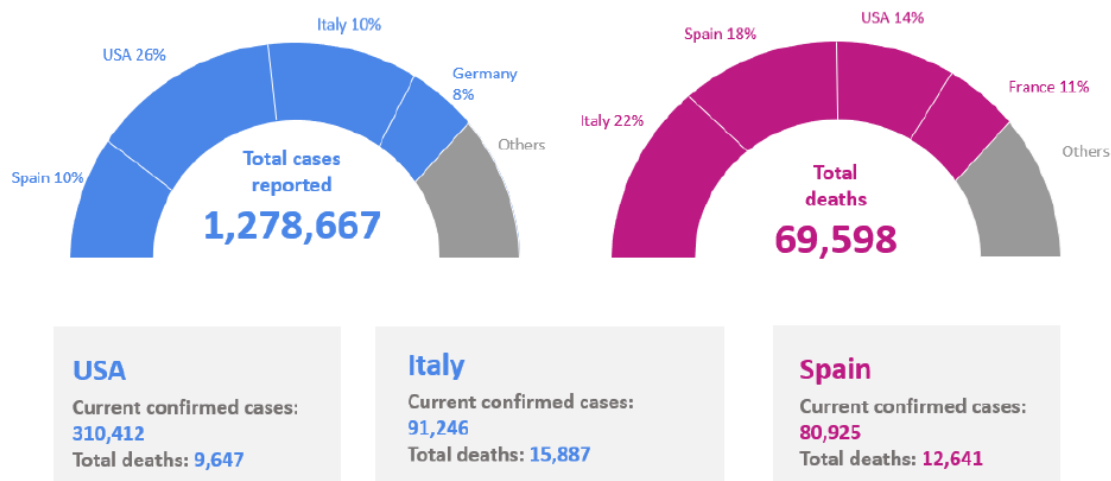
1.5.1 Merger, Acquisition and New Investment

1.5.2 Market SWOT Analysis

1.6 Architectural Glass Industry Development Trends under COVID-19 Outbreak

1.6.1 Global COVID-19 Status Overview

Figure Global COVID-19 Status Overview



Data update as of April 6, 2020

1.6.2 Influence of COVID-19 Outbreak on Architectural Glass Industry Development

Table Influence of COVID-19 Outbreak on Architectural Glass Industry Development

2 Manufacturers Profiles

2.1 AGC

2.1.1 Business Overview

Table AGC Basic Information, Manufacturing Base

	Item	Description
1	Company Name	
2	Website	
3	Established Time	
4	Business Overview	
5	Plant Locations	
6	Market Distribution	

2.1.2 Products Analysis

Table Products Analysis

2.1.3 AGC Architectural Glass Sales, Price, Revenue, Gross Margin

Table AGC Architectural Glass Sales, Price, Revenue, Gross Margin (2016-2021)

	2016	2017	2018	2019	2020	2021
Sales						
Price						
Revenue						
Gross						
Gross Margin						

Figure AGC Sales and Growth Rate

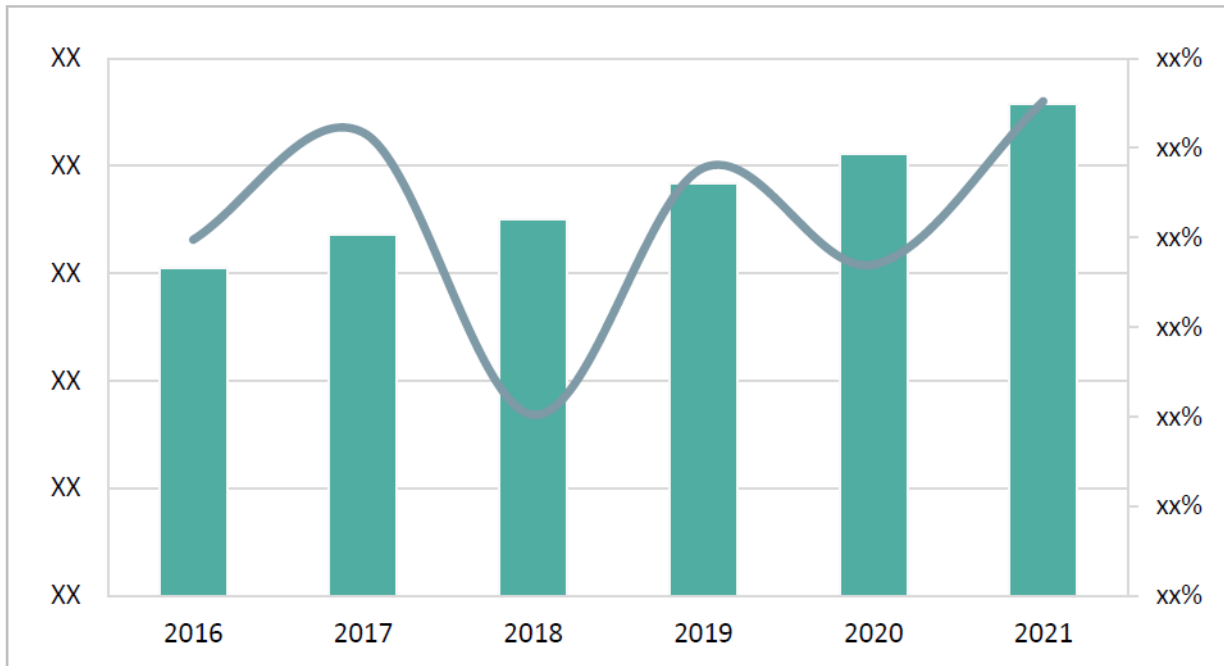
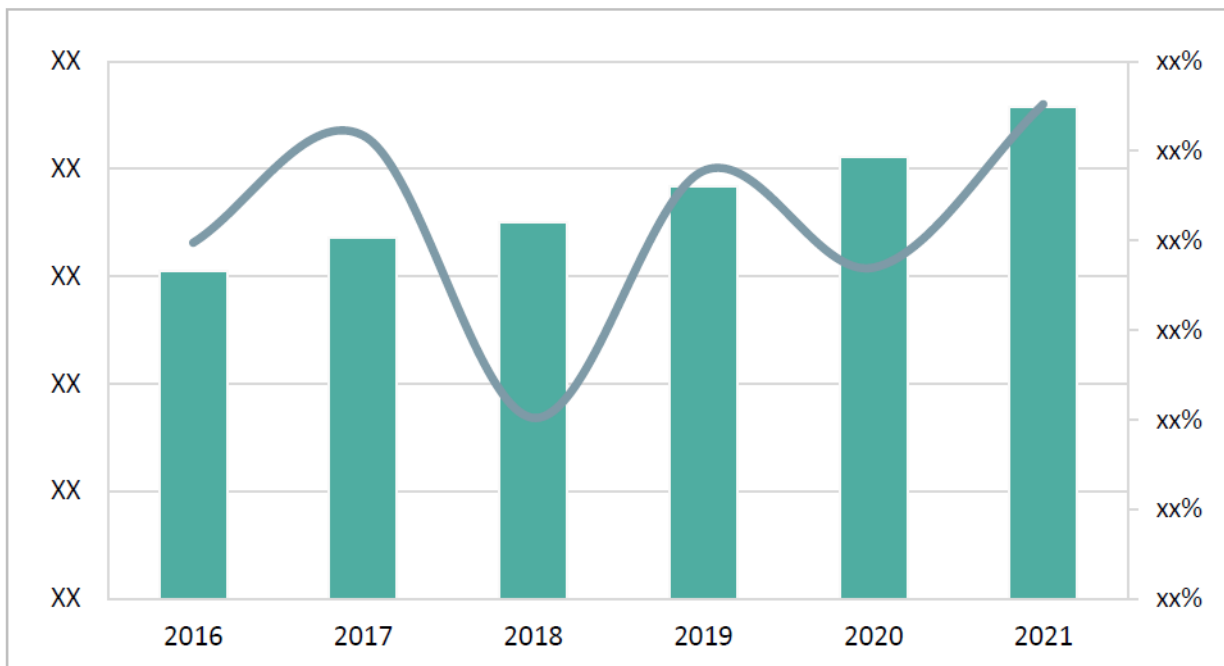


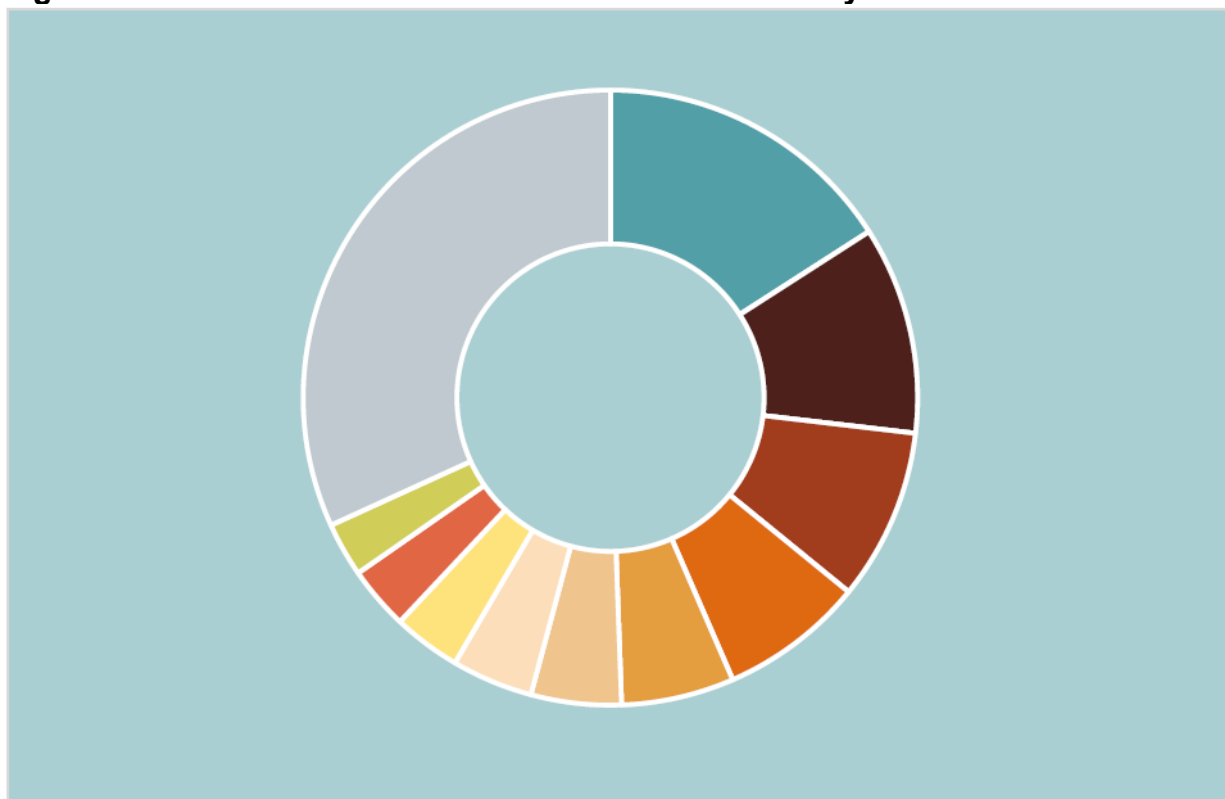
Figure AGC Revenue (\$) Market Share 2016-2021



3 Global Architectural Glass Market Competition, by Manufacturer
3.1 Global Architectural Glass Sales and Market Share by Manufacturer
Table Global Architectural Glass Sales by Manufacturer (2016-2021)

	2016	2017	2018	2019	2020	2021
AGC						
Saint-Gobain S.A						
Guardian glass						
NSG						
Shahe Glass						
...						
Total						

Figure Global Architectural Glass Sales Market Share by Manufacturer in 2020



4 Global Architectural Glass Market Analysis by Regions
4.1 Global Architectural Glass Sales, Revenue and Market Share by Regions
Figure Global Architectural Glass Sales and Growth (2016-2021)

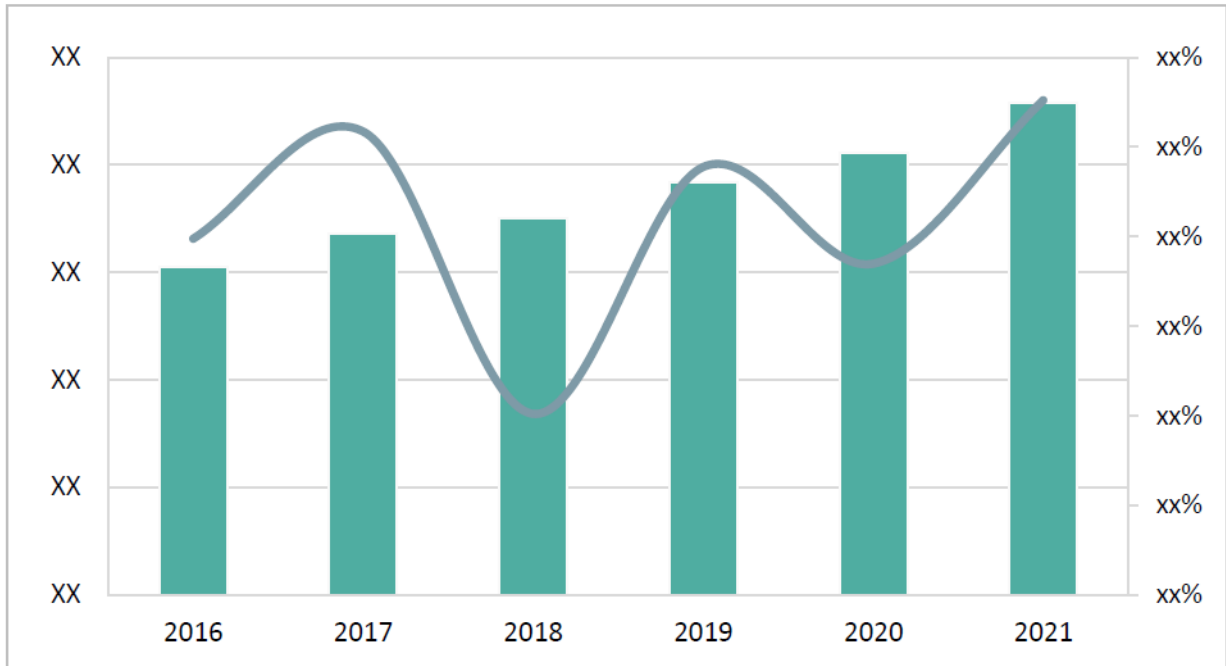
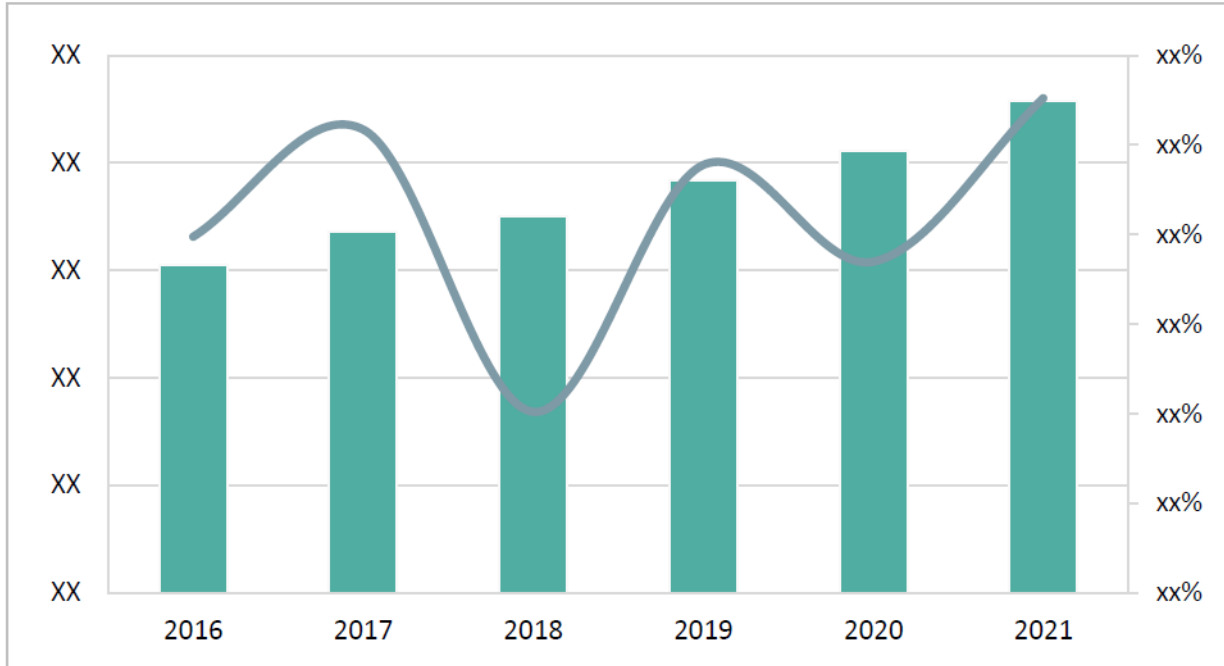


Figure Global Architectural Glass Revenue (\$) and Growth (2016-2021)



4.1.1 Global Architectural Glass Sales by Regions (2016-2021)

Table Global Architectural Glass Sales by Regions (2016-2021)

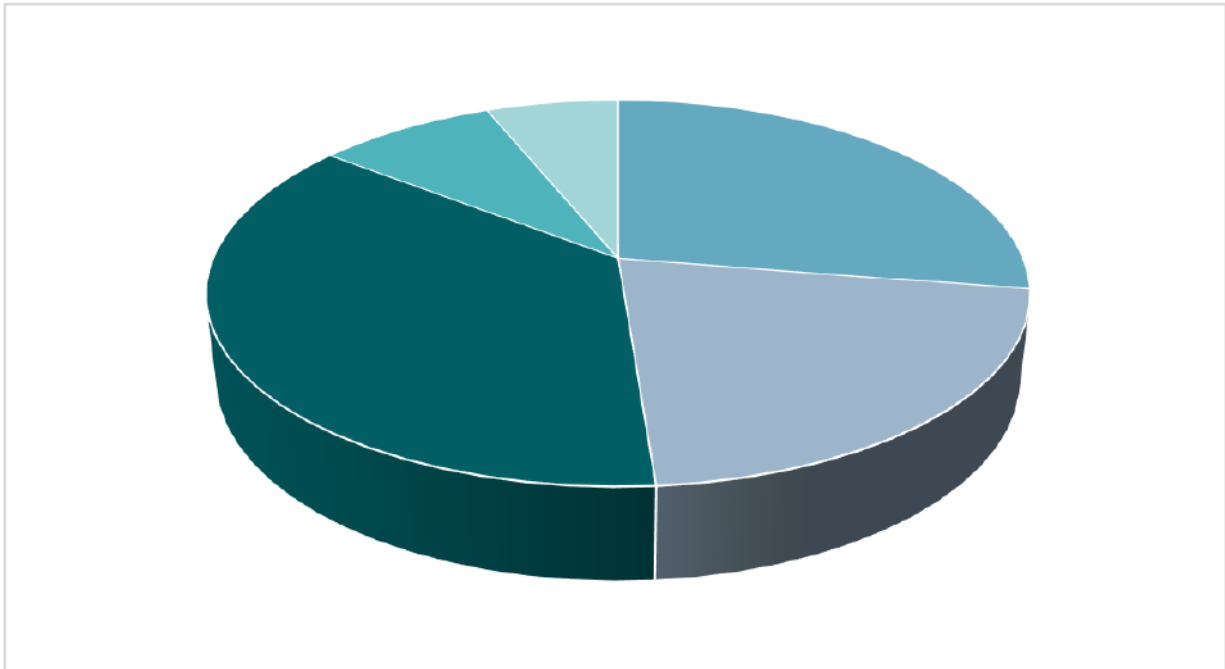
	2016	2017	2018	2019	2020	2021
North America						
Europe						
Asia Pacific						
South America						
Middle East & Africa						
Total						

Table Global Architectural Glass Sales Market Share by Regions (2016-2021)

	2016	2017	2018	2019	2020	2021
North America						
Europe						
Asia Pacific						
South America						
Middle East & Africa						
Total						

4.1.2 Global Architectural Glass Revenue by Regions (2016-2021)

Figure Global Architectural Glass Revenue Market Share by Regions in 2020



5 North America Architectural Glass by Countries
5.1 North America Architectural Glass Sales, Revenue and Market Share by Countries
Figure North America Architectural Glass Revenue (\$) and Growth (2016-2021)

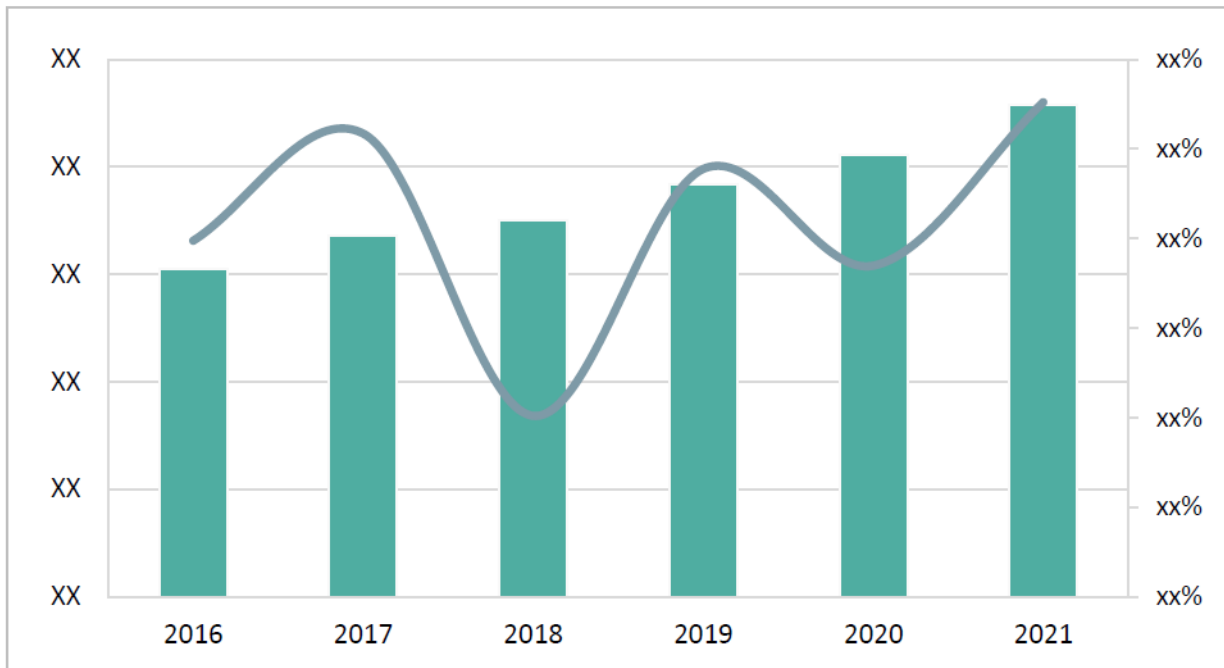
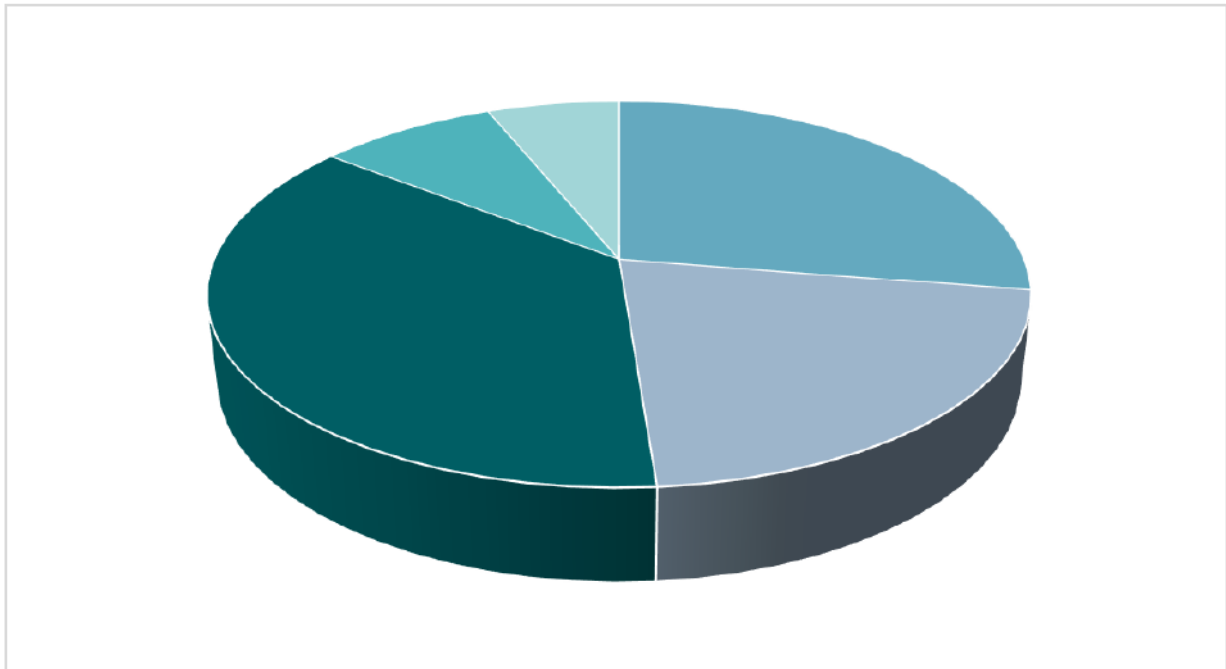


Figure North America Architectural Glass Revenue Market Share by Countries in 2020



5.1.3 North America Architectural Glass Market Under COVID-19

The economy, politics and society of various countries in North America have been seriously affected by the epidemic, and various countries and governments have taken a series of measures to deal with the challenge of COVID-19 epidemic.

As of January 27, 2021, the number of confirmed cases in COVID-19 in North America has reached 29,739,796 and the death toll is 629,628. COVID-19 crisis has a great impact on American labor market. According to the employment situation of the Bureau of Labor Statistics in December 2020, the unemployment rate dropped slightly to 6.7% in November. America is a highly industrialized country with high productivity and the use of modern technology.

In the unprecedented global crisis caused by the spread of COVID-19 pandemic, the Canadian economy is expected to decline by 7.1% in 2020, which is the biggest economic contraction since 1945. Service industry plays a dominant role in Canadian economy: by 2020, it will account for 68% of Canada's GDP and employ more than 79% of the active population. The education and health sectors are also key to the country's economy. The most active industries in recent years are telecommunications, tourism, internet and aerospace engineering. By 2020, the pandemic will have the greatest impact on travel, entertainment and catering services.

10 Global Architectural Glass Market Segment by Types

10.1 Global Architectural Glass Sales, Revenue and Market Share by Types (2016-2021)

10.1.1 Global Architectural Glass Sales and Market Share by Types (2016-2021)

Table Global Architectural Glass Sales by Types (2016-2021)

	2016	2017	2018	2019	2020	2021
Low-e						
Special						
...						
...						
Total						

Table Global Architectural Glass Sales Share by Types (2016-2021)

	2016	2017	2018	2019	2020	2021
Low-e						
Special						
...						
...						
Total						

10.1.2 Global Architectural Glass Revenue and Market Share by Types (2016-2021)

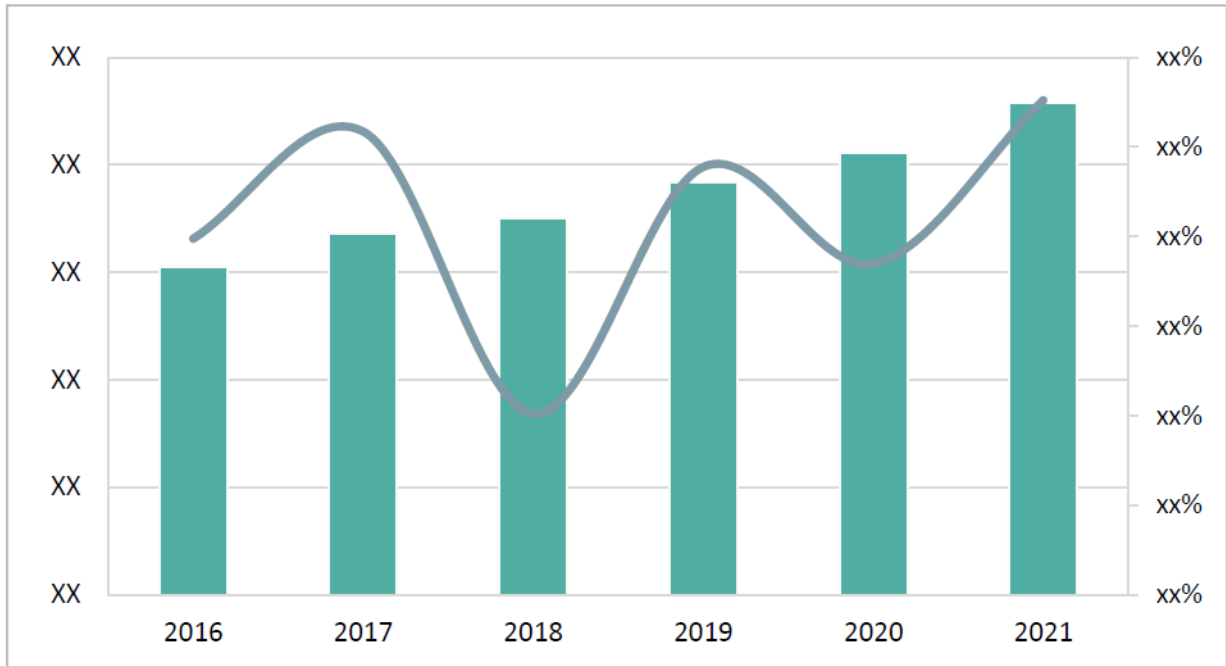
Table Global Architectural Glass Revenue (\$) by Types (2016-2021)

	2016	2017	2018	2019	2020	2021
Low-e						
Special						
...						
...						
Total						

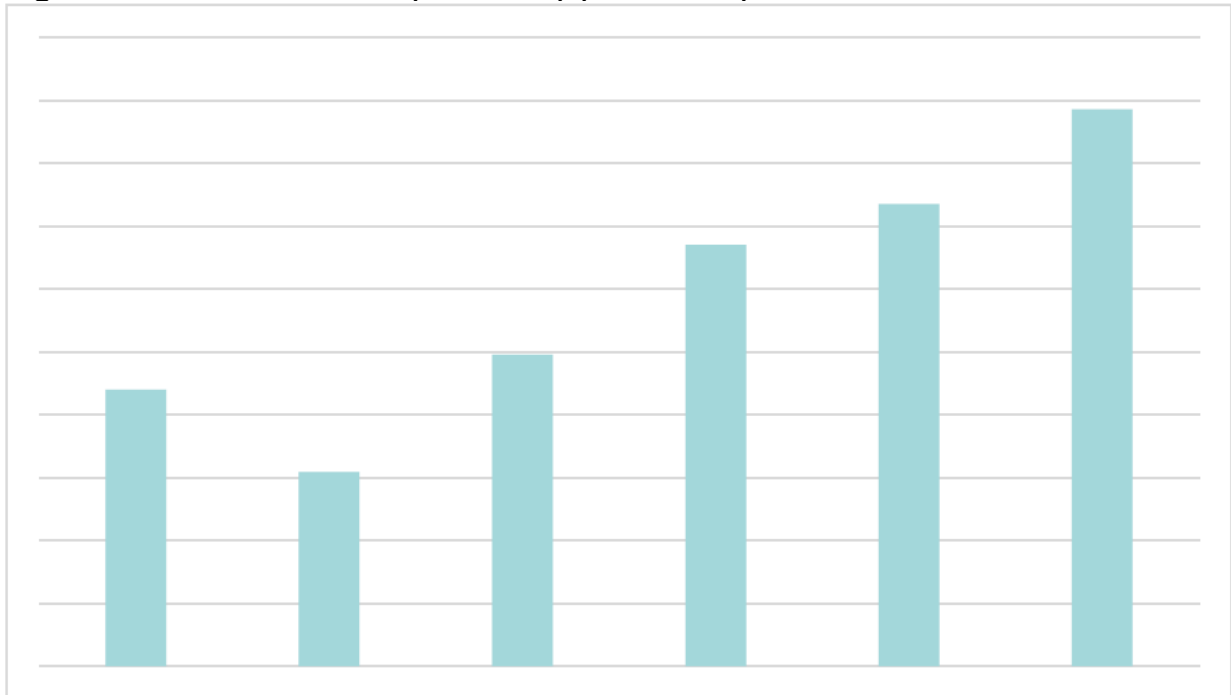
Table Global Architectural Glass Revenue Share by Types (2016-2021)

	2016	2017	2018	2019	2020	2021
Low-e						
Special						
...						
...						
Total						

10.2 Low-e Sales Growth and Price
10.2.1 Global Low-e Sales Growth (2016-2021)
Figure Global Low-e Sales Growth (2016-2021)



10.2.2 Global Low-e Price (2016-2021)
Figure Global Low-e Price (USD/Unit) (2016-2021)



11 Global Architectural Glass Market Segment by Applications
11.1 Global Architectural Glass Sales Market Share by Applications (2016-2021)
Table Global Architectural Glass Sales by Applications (2016-2021)

	2016	2017	2018	2019	2020	2021
Residential Buildings						
Commercial Buildings						
...						
...						
Total						

Table Global Architectural Glass Sales Share by Applications (2016-2021)

	2016	2017	2018	2019	2020	2021
Residential Buildings						
Commercial Buildings						
...						
...						
Total						

12 Architectural Glass Market Forecast (2021-2026)
12.1 Global Architectural Glass Sales, Revenue and Growth Rate (2021-2026)
Figure Global Architectural Glass Sales and Growth Rate (2021-2026)

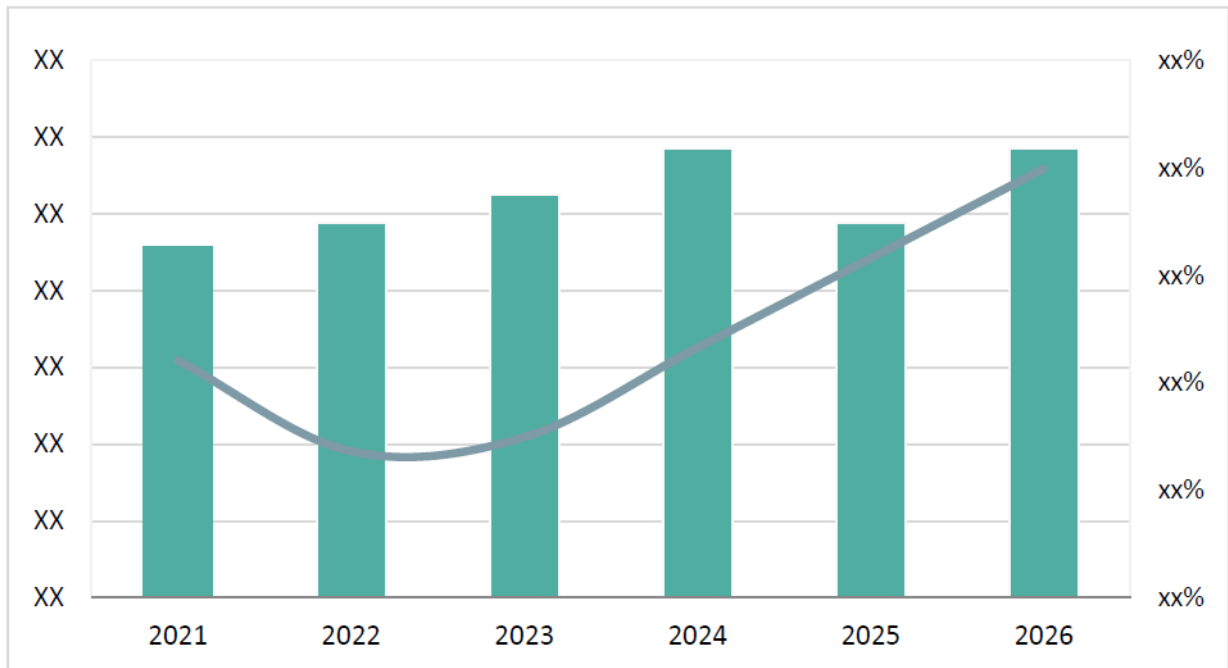
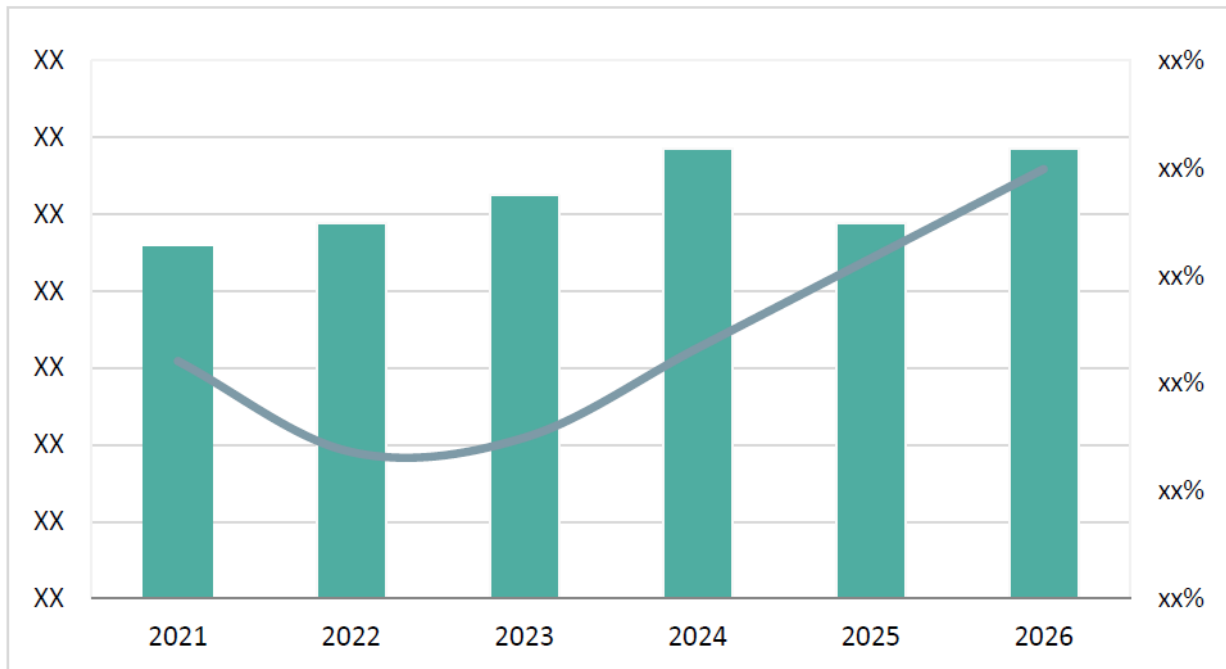


Figure Global Architectural Glass Revenue (\$) and Growth Rate (2021-2026)



Research Finding and Conclusion

Further contact and information via:

glasssglobal Group / OGIS GmbH

office@glasssglobal.com

Tel: 0049 211 280733 17