



glassglobal Hollow Glass Market Report and Study

plants.glassglobal.com

July 2015

We about us: glasssglobal Group / the global glass competence



glasssglobal Consulting

Our internationally renowned team of glass experts helps you analyzing and benchmarking glass production, glass markets and competition. We also help diversifying production, improving efficiencies and competitiveness.

glasssglobal Engineering

Our engineering team researches and develops innovative and unique systems like the ggENox and ggDAS to reduce energy costs, critical pollutants (with NO_x in particular) and/or to enhance glass quality with a focus on primary measures.

glasssglobal Community

www.glasssglobal.com is the leading portal for the international glass industry. Over 360,000 visitors/month use the portal as an expert marketing channel, browse the portal to get updated information, execute researches or successfully trade equipment or glass.

glasssglobal Trading

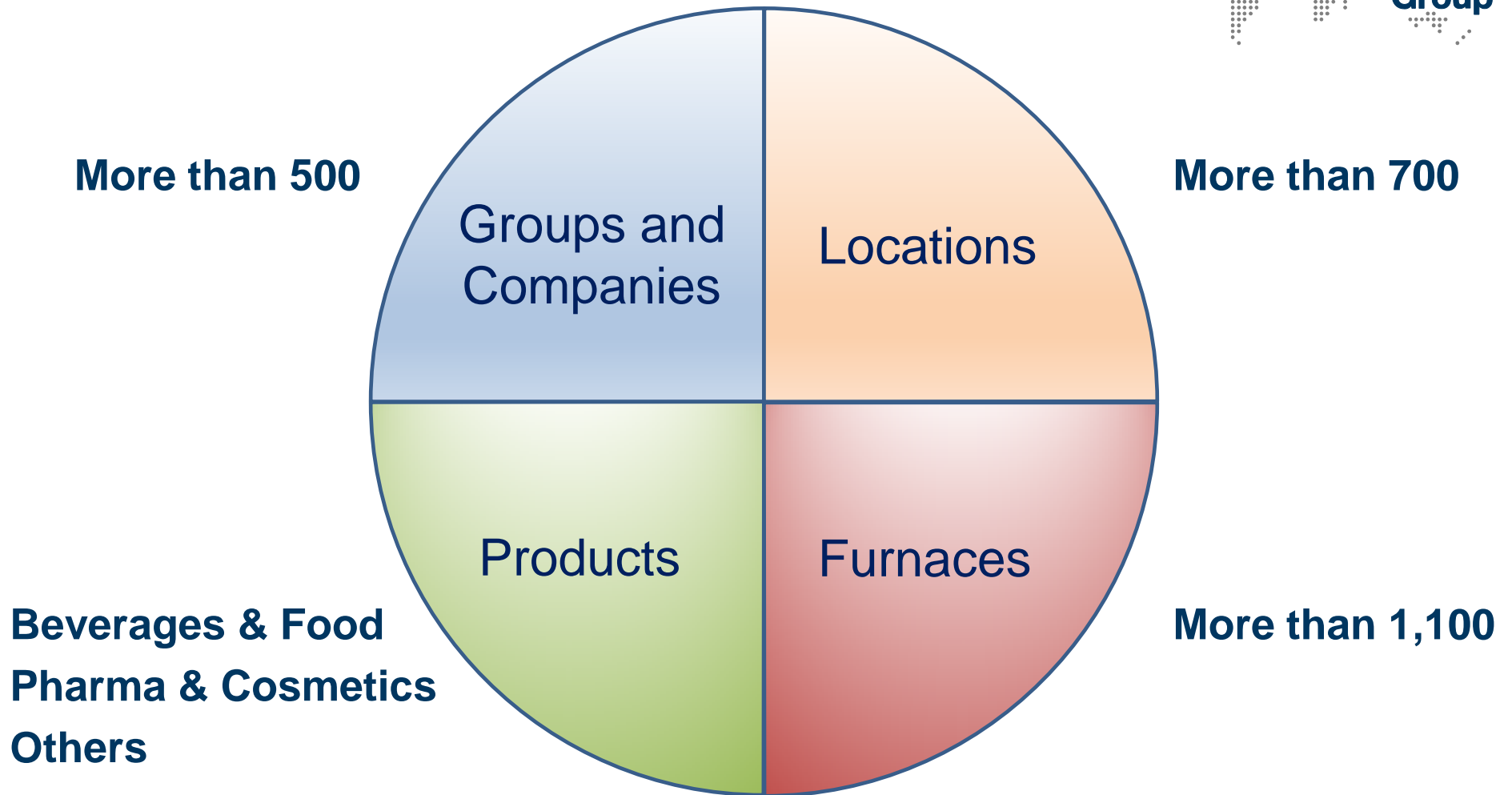
The trade platform is an international business area, dedicated to the trading of glass production and processing equipment and glass of any kind, supported by our expert team of glass engineers to find suitable customers and suppliers.

glasssglobal IT-Services

Professional realization of all elements in websites from presentations to calculations, from design to CRM. Our expert team supports industry-related design, keyword programming, search engine optimization and target oriented customer approach.

glasssglobal Group
Grafenberger Allee 277–287, 40237 Duesseldorf, Germany
Phone +49 (0)211 280733-0, Fax +49 (0)211 280733-22
info@glasssglobal.com, www.glasssglobal.com

Hollow Glass Production Companies Database



Hollow Glass Production Countries Database

Almost 90

Countries

Production

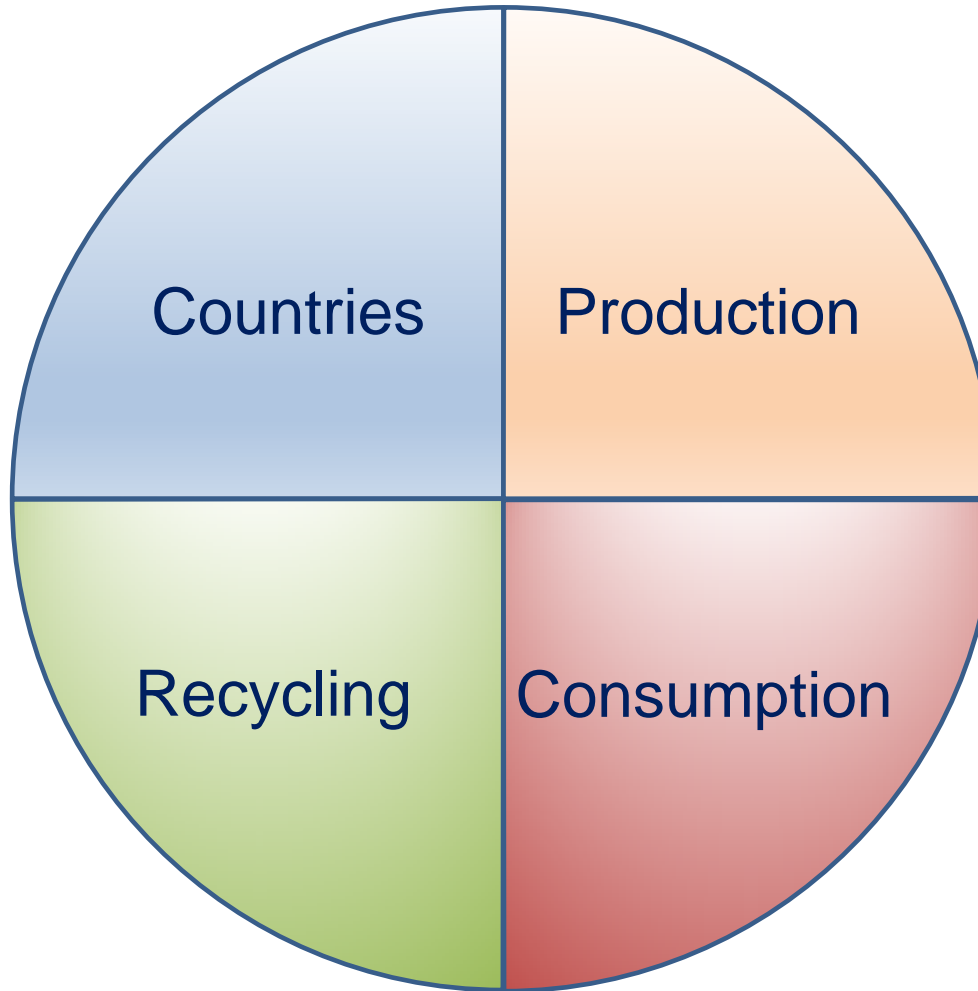
**More than 80
million tons**

Recycling

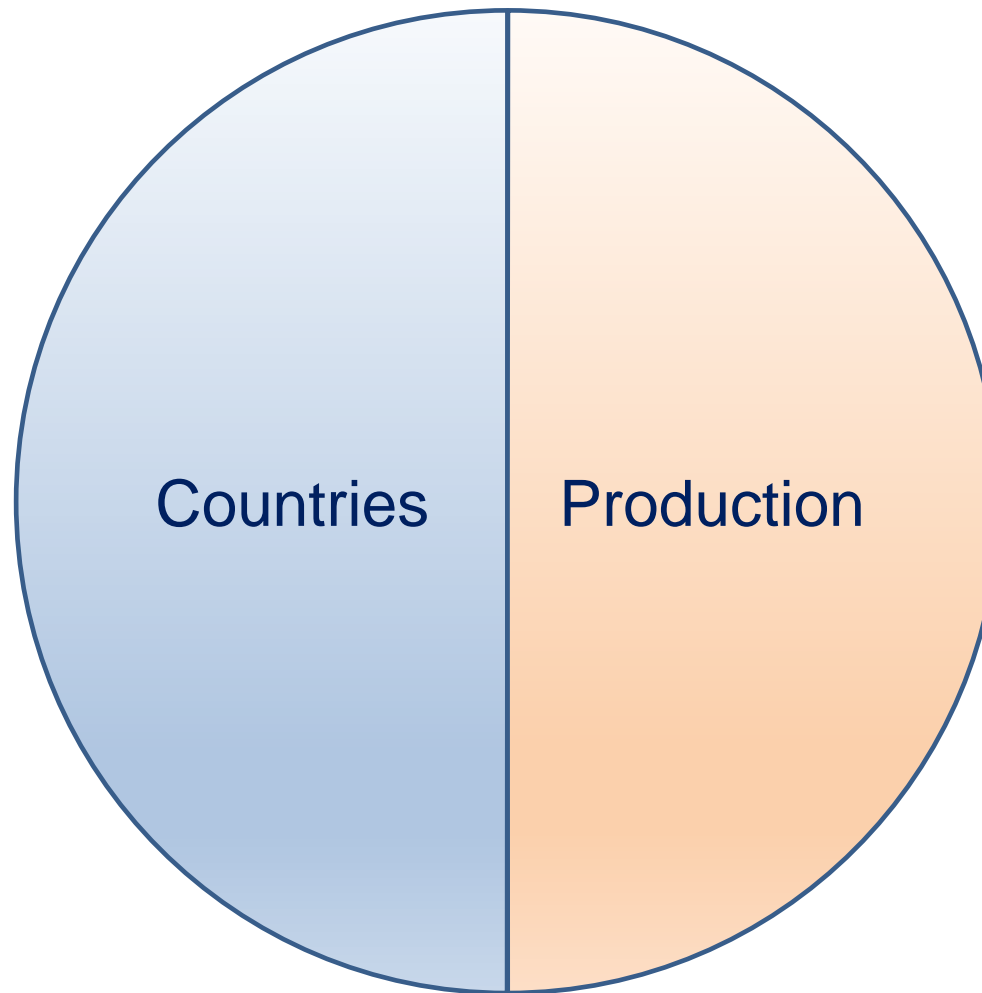
Consumption

**Principle
Savings**

**Per Country
and Region**



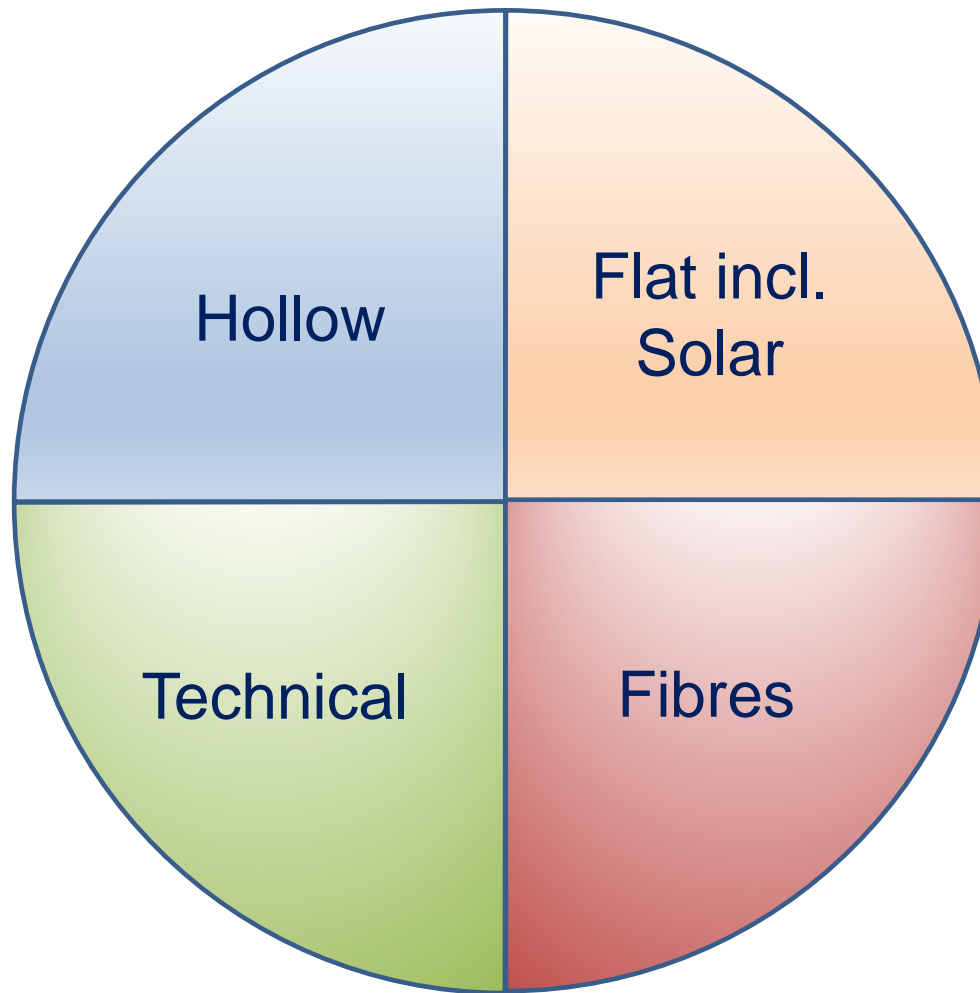
Hollow Glass Production, Combination from Companies and Countries Database



Global Hollow Glass Market Study 2015



Currently available and future Reports and Studies



Your gateway to the international glass producing industry

Data from glass producers worldwide:

- Production capacities in regions and countries
- Furnaces, furnace types, suppliers, years of construction
- Glass types and sub-types, products
- Financials from global players
- Production data
- Demoscopic data
- Import and export data
- Forecast about future glass consumption in all regions

What's in it for you?

glasssglobal Plants provides you with the access to these data. Find potential customers according to your personal selection within a minute, find companies to approach, display them on a map and contact them directly.

Responsive programming for the display on PC's, tablets and mobile phones

Free Test Access

Ask for your free test access and send your message to
sales@glasssglobal.com



plants.glassglobal.com

Screenshot Homepage prior to Login



glassglobal
Plants



[Home](#) [Furnaces](#) [Queries](#) [Data-Tables](#) [Study](#) [Marketing](#) [News](#)

[Terms of use](#)

Welcome

Welcome to glassglobal Plants

glassglobal Plants is your gateway to the international glass producing industry.

We have collected data from glass producers worldwide including production capacities, the number of furnaces, furnace types, products, furnace suppliers and years of construction.

Moreover, we have compiled financials from global players, production data, demoscopic data for countries as well as import and export data, and we have elaborated a forecast about future glass consumption in all global regions.

What's in it for you?

glassglobal Plants provides you with the access to these data. Find potential customers according to your personal selection within a minute, find companies to approach, display them on a map and contact them directly.

Ask for your free test access using the button below and enjoy the ease of use of glassglobal Plants.

[Download Presentation](#)

Login for Members

Username
Please enter your email

Password

[Login](#) [Free Test Access](#)

Facts and Figures

Number of Companies and Groups	1,027
Locations	1,035
Number of Furnaces	1,808
Number of Countries	90
Total Capacity: Tons per day	442,654 tpd
Total Capacity: Tons per year	161,568,710 tpa

Glass Types

Glasstype	Capacity tpd	Capacity tpa	Furnaces
Container	210,083	76,680,295	1,045
Flat	200,464	73,707,480	424

Testimonials from our Customers

A perfect software to evaluate potential customers

Dieter Olschewski, cibite AG

Companies worldwide



plants.glassglobal.com Welcome page

Screenshot after Login Part 1



glassglobal
Plants

[Home](#) [Furnaces](#) [Queries](#) [Data-Tables ▾](#) [Study](#) [News](#) [Partner](#)

[Contact ▾](#) [LOGOUT](#)

Welcome

Dear Mr. Knut Alt,

Welcome to glassglobal Plants.

If you need any assistance, or for your suggestions to improve our service, please send [your message](#). Or give us a call at +49 (0)211-280733-0.

In order to get a quick access to your requested information respectively to your target group of glass manufacturers, please select what you would like to do:

- [Find glass manufacturers and their furnace data](#)
- [See financials from glass manufacturers](#)
- [See production data by countries](#)
- [See import and export data by countries](#)
- [See demoscopic data selected by category](#)
- [See demoscopic data selected by country](#)
- [See the company profiles from our partners](#)
- [Read the texts in the study](#)
- [Read news from hollow glass manufacturers](#)

glassglobal Projects

22.06.2015, **Central European glass factory plans furnace repairs in 2016/17**
Central European glass factory plans furnace repairs in...

[more](#)

21.05.2015, **Asian Liquor company to invest in container glass factory for amber glass**
The company is investing 6 Mio Euro in their flint furnace for container glass and announces plans to build a 2nd furnace with 100 tpd for amber...

[more](#)

21.05.2015, **2015 Update: Green light for new container glass factory in South America**
Project now finally approved by Government and financial backing confirmed, location fixed and project partner...

[more](#)

glasstec News




23.06.2015, **glasstec 2016 kick-off – trade fair now open for registrations**

Companies in glass machine manufacturing, the glass industry and the glazing trade can now register for glasstec 2016, the International Trade Fair...

[more](#)

glassglobal News



02.07.2015, **India National Green Tribunal survey on glass factories in Firozabad**

The glass industries in Uttar Pradesh's Firozabad district today came under the scanner of the National Green Tribunal which sought response from the...

[more](#)

02.07.2015, **U.S. glass packaging producer expanded its Järvakandi factory in Estonia**

[more](#)

Direct links to preferred options, projects from glass producers, news about glasstec exhibition and the glass industry.

plants.glassglobal.com Welcome page

Screenshot after Login Part 2

Companies worldwide

Cluster Countries



Zoom the map to find production locations. The picture with clusters will change to single blue factory icons. Click an icon and see the company profile with address, contacts, furnaces data, products and history.

plants.glassglobal.com

Screenshot: Selection of Furnaces



glassglobal
Plants



[Home](#) [Furnaces](#) [Queries](#) [Data-Tables](#) [Study](#) [News](#) [Partner](#)

[Contact](#) [LOGOUT](#)

[reset](#) [Map](#)

Filter

Total Records: 4, Number of Companies: 2, Total tonnes per day: 275, Total tonnes per year: 100.375

Furnace Data

Profile	Company	Country	Region	City	Furnace	Year	Glass	Category	TPD	TPA
Profile	HEINZ-GLAS GmbH	Germany	Europe	Piesau	Reg EP	2002	Container	Pharma & Cosmetic	120	43.800
Profile	HEINZ-GLAS Group Holding	Germany	Europe	Kleintettau	Reg EP	2008	Container	Pharma & Cosmetic	65	23.725
Profile	HEINZ-GLAS Group Holding	Germany	Europe	Kleintettau	Reg EP	2007	Container	Pharma & Cosmetic	50	18.250
Profile	HEINZ-GLAS Group Holding	Germany	Europe	Kleintettau	Reg EP	2011	Container	Pharma & Cosmetic	40	14.600

Filter: Furnace Type: Reg EP (regenerative end port), Glass Type: Container glass (Pharma & Cosmetic), Country: Germany, Group: Heinz, TPD (tons per day): no value selected.

plants.glassglobal.com

Screenshot: Queries



glassglobal
Plants



Home Furnaces Queries Data-Tables ▾ Study News Partner

Contact ▾ LOGOUT

reset PDF 5 Entries, TPD: 2.665, TPA: 972.725, No: 16

Select Groups



- ☒ Furnace Type
- ☒ Glass Type
- ☐ Category
- ☒ Country
- ☐ Region
- ☐ Company Parent

Filter



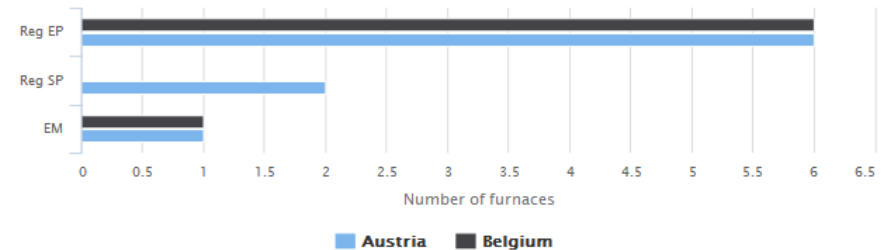
F-Type	3 selected ▾
G-Type	Container ▾
Country	2 selected ▾

Query Result

XLS

Furnace Type	Glass Type	Country	TPD	TPA	No.
Reg EP	Container	Austria	1.160	423.400	6
Reg EP	Container	Belgium	920	335.800	6
Reg SP	Container	Austria	380	138.700	2
EM	Container	Austria	120	43.800	1
EM	Container	Belgium	85	31.025	1

Show me Furnace Type, Country ▾ with NO. Furnaces ▾



Example: Furnace Type: Reg SP (regenerative side port) and Reg EP (regenerative end port) and EM (electric furnaces), Glass Type: Container glass in Country: Belgium and Austria. Result displayed as bar chart.

plants.glassglobal.com

Screenshot: Selection of Data-Tables



glassglobal
Plants

[Home](#) [Furnaces](#) [Queries](#) [Data-Tables ▼](#) [Study](#) [News](#) [Partner](#)



Study Chapters

1. **Executive Summary**
2. **glassglobal Group / Introduction**
3. **Introduction**
 - 3.1 Research Methodology

Financials
Import/Export Data

Demoscopic
by Category
by Country

Country Profiles

Downloads

Content



Browse the chapter “Data-Tables” to read about financials of selected glass producers, production data in selected countries, import and export data as well as demoscopic data, country profiles and downloads.

plants.glassglobal.com

Screenshot: Financials






glassglobal
Plants

[Home](#) [Furnaces](#) [Queries](#) [Data-Tables ▾](#) [Study](#) [News](#) [Partner](#)

Group **Sisecam** ▾

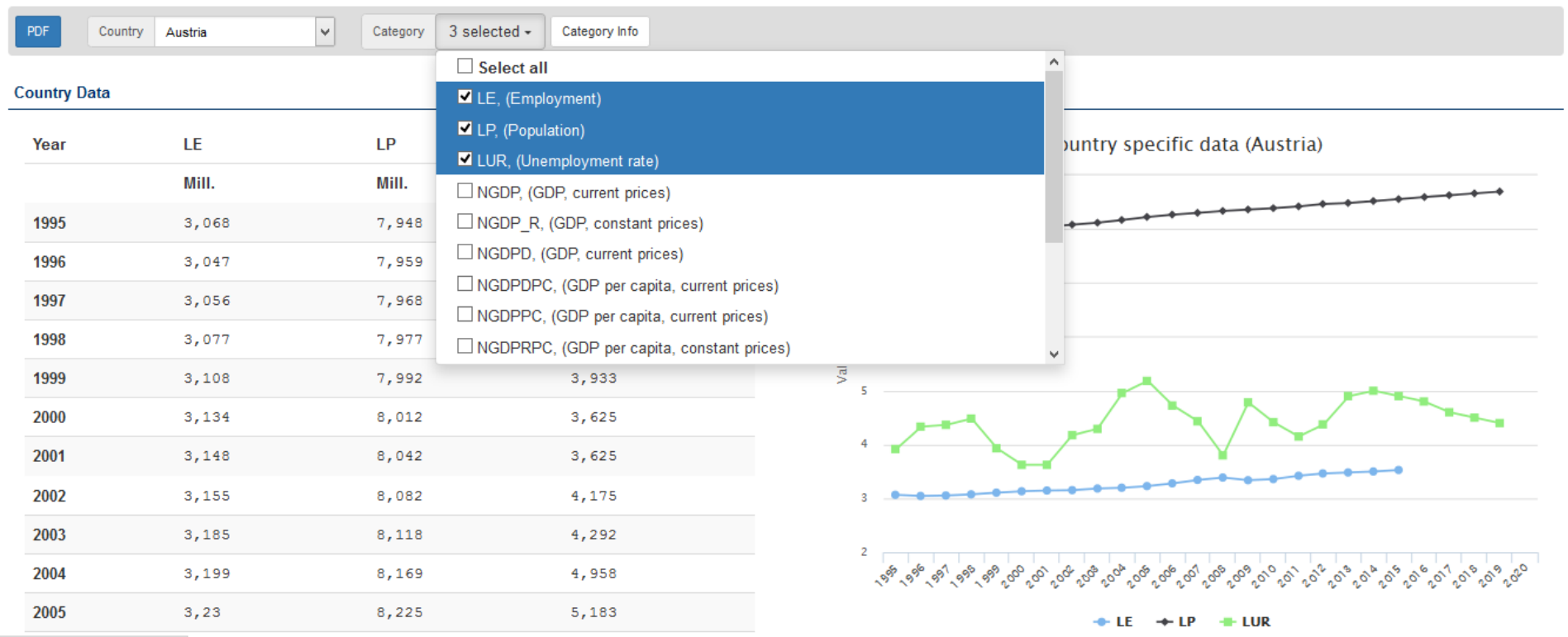
Group Financials

Category	Chart	Scale	Unit	2005	2006	2007
Revenues		Millions	USD	398	474	688
Gross Profit		Millions	USD	111	128	186
Gross Profit % of R.			%	28,00	27,00	27,00
EBITDA		Millions	USD	104	109	190
EBITDA % of R.			%	26,13	23,00	27,62

Browse the chapter “Data-Tables / Financials” to read about revenues, profit etc. from selected producers, for the past ten years.

plants.glassglobal.com

Screenshot: Demoscopic



Browse the chapter “Data-Tables / Demoscopic” to read data about selected countries.
Example Austria: Population, Employment, Unemployment Rate

plants.glassglobal.com

Screenshot: Demoscopic

Country 3 selected ▾

Category NGNI, (GNI, current prices) ▾

[Category Info](#)

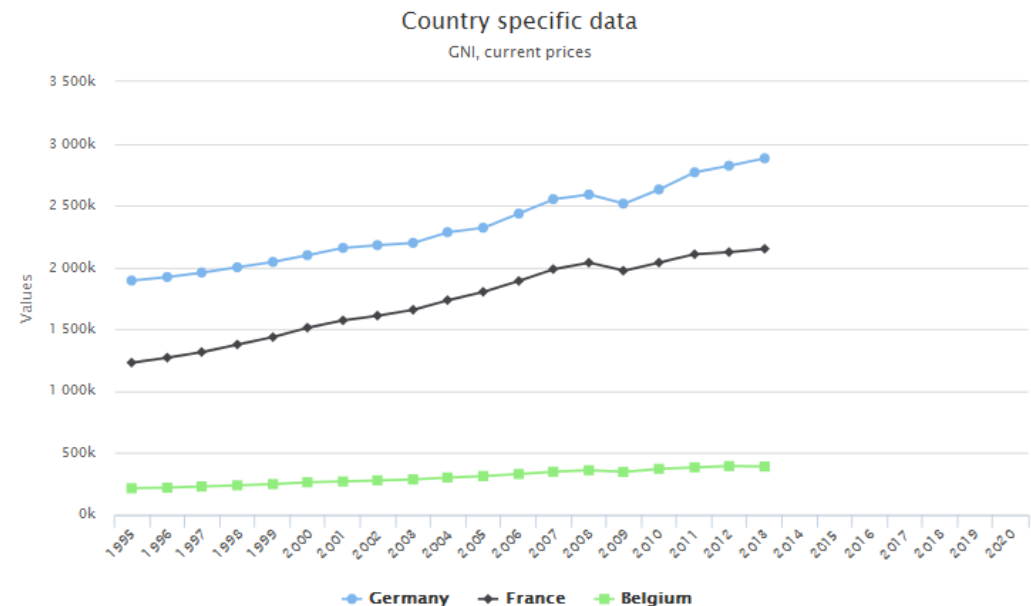
Country Data

[XLS](#)

Graph

Year	Germany	France	Belgium
1995	1894263	1230612	215802,2
1996	1922736	1270788	220372,1
1997	1958669	1316382	230690,1
1998	2001544	1376961	239307,1
1999	2044413	1436938	249271,1
2000	2099048	1513097	264204,4
2001	2157979	1572414	270112,6
2002	2180217	1610452	279097,6
2003	2198493	1657927	287291,7
2004	2284712	1735639	302066,1
2005	2320730	1802960	313966,2
2006	2435124	1890541	330595,8

<https://plants.glassglobal.com/admin/queries/>



Browse the chapter “Data-Tables / Demoscopic” to read data about selected countries.
Example: Germany, France and Belgium, GNI (Gross National Income)

plants.glassglobal.com

Screenshot: Study



glassglobal
Plants



[Home](#) [Furnaces](#) [Queries](#) [Data-Tables](#) [Study](#) [News](#) [Partner](#)

[Contact](#) [LOGOUT](#)



Study Chapters

1. Executive Summary
2. glassglobal Group / Introduction
3. Introduction
 - 3.1 Research Methodology
 - 3.2 Abbreviations
 - 3.3 Region and Country Classification
 - 3.4 List of Figures and Tables
4. Glass Basics
 - 4.1 Chemistry
 - 4.2 Raw Materials
 - 4.3 Glass by Application
 - 4.3.1 Hollow
 - 4.3.2 Flat
 - 4.3.3 Fibres
 - 4.3.4 Others
5. Hollow Glass by Application

Content

Abbreviations

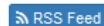
This study uses SI units (m, kg, s, K, etc.), if not otherwise indicated, and standard metric prefixes (G, M, k etc.).

For further abbreviations, see the table below:

Abbreviation	Description
c	Production Capacity
c'	Production Capacity by
Cap. Day	Production Capacity per Day
Cap. Year	Production Capacity per Year
env_wasmun	Eurostat Database MSW
env_waspac	Eurostat Database: Packaging Waste
EPA	United States Environmental Protection Agency

Browse the chapter “Study” to read about glass basics, glass manufacturing process, production plants, company portraits, trends, outlook, production cost, recycling etc.

News



Story

02.07.2015, India National Green Tribunal survey on glass factories in Firozabad

[more](#)

The glass industries in Uttar Pradesh's Firozabad district today came under the scanner of the National Green Tribunal which sought response from the...

02.07.2015, U.S. glass packaging producer expanded its Järvakandi factory in Estonia

[more](#)

The world's leading glass packaging manufacturer, U.S. concern Owens Illinois opened on June 30th 2015 an extension of its glass packaging factory in...

30.06.2015, Board of Haldyn Glass approves proposal for JV with Heinz Glas International GMBH

[more](#)

Haldyn Glass announced that the Board of Directors of the Company at its meeting held on 23 June 2015, approved the proposal for a Joint Venture with...

30.06.2015, Gerresheimer will sell tubing operations to Corning

[more](#)

Gerresheimer will sell its borosilicate glass tubing business to Corning. Corning and Gerresheimer enter...

India National Green Tribunal survey on glass factories in Firozabad

The glass industries in Uttar Pradesh's Firozabad district today came under the scanner of the National Green Tribunal which sought response from the Centre and Central Pollution Control Board (CPCB) on a plea seeking their closure. A bench headed by NGT Chairperson Justice Swatanter Kumar issued notice to Uttar Pradesh government, Union Ministry of Environment and Forests, CPCB and UP Pollution Control Board on a plea of an NGO while seeking their reply by August 3.

The Tribunal was hearing a plea filed by Social Action for Forest and Environment (SAFE) seeking action against "illegal" operation of **60 glass industries which were allegedly operating without the consent of pollution board.**

"60 glass industries in Firozabad are operating without obtaining a valid Consent to Establish and Consent to Operate as is required under the Air (Prevention and Control of Pollution) Act, 1981 and the Water (Prevention and Control of Pollution) Act, 1974... "That without obtaining the relevant consents, these glass industries are not only violating the law but are also exposing the residents of Firozabad to highly toxic pollutants and worsening the air standards in an already sensitive Taj Trapezium Zone area," the plea, filed through advocate Rahul Choudhary, said quoting an RTI reply.

The NGO claimed that as the country's premier glass industry cluster, Firozabad accounted for about 70 per cent of the total glass production in the small-scale sector. More than 400 registered glass industries are operating in Firozabad which manufacture different types of glass products including glass art wares, domestic wares, hardware and beads, it said.

The plea also sought direction to UPPCB and the Taj Trapezium Zone (Pollution) Prevention and Control Authority to provide a list of all the "illegally operating" glass units and submit a compliance status report on the action taken against them.

Browse the chapter "News" to read about glass producers and their news about mergers, developments etc. Subscribe to the RSS Feed.

plants.glassglobal.com

Screenshot: Projects



glassglobal Plants

[Home](#) [Furnaces](#) [Queries](#) [Data-Tables ▾](#) [Study](#) [News](#) [Partner](#)

Welcome

Dear Sir or Madam,

Welcome to glassglobal Plants.

If you need any assistance, or for your suggestions to improve our service, please send [your message](#). Or give us a call at +49 (0)211-280733-0.

In order to get a quick access to your requested information respectively to your target group of glass manufacturers, please select what you would like to do:

- [Find glass manufacturers and their furnace data](#)
- [See financials from glass manufacturers](#)
- [See production data by countries](#)
- [See import and export data by countries](#)
- [See demoscopic data selected by category](#)
- [See demoscopic data selected by country](#)
- [See the company profiles from our partners](#)
- [Read the texts in the study](#)
- [Read news from hollow glass manufacturers](#)

glassglobal Projects

22.06.2015, **Central European glass factory plans furnace repairs in 2016/17**

[more](#)

Central European glass factory plans furnace repairs in...

21.05.2015, **Asian Liquor company to invest in container glass factory for amber glass**

[more](#)

The company is investing 6 Mio Euro in their flint furnace for container glass and announces plans to build a 2nd furnace with 100 tpd for amber...

21.05.2015, **2015 Update: Green light for new container glass factory in South America**

[more](#)

Project now finally approved by Government and financial backing confirmed, location fixed and project partner...

Browse the Projects” to read about glass producers and their news about upcoming projects, investments or furnace repairs. Get instant access to key persons.

plants.glassglobal.com

Screenshot: Partner



glassglobal
Plants



[Home](#) [Furnaces](#) [Queries](#) [Data-Tables](#) [Study](#) [News](#) **[Partner](#)**

[Contact](#) [LOGOUT](#)

Our Partners

CNUD EFCO International NV/SA
Zellik, Belgium

[more](#)

DMA Maschinen- und Anlagenbau GmbH & Co. KG
Höxter, Germany

[more](#)

futronic GmbH
Tettngang, Germany

[more](#)

Horn Glass Industries AG
Plößberg, Germany

[more](#)

Messe Düsseldorf GmbH
Düsseldorf, Germany

[more](#)

Retorte GmbH
Roethenbach, Germany

[more](#)

Rheinkalk HDW GmbH
Herzberg/Harz-OT Scharzfeld, Germany

[more](#)

Profile

Contact Info

Address **CNUD EFCO International NV/SA**
CNUD Glass Engineering Group of BMT SA
Noorderlaan 30
1731 Zellik

Country Belgium

Phone 0032 2 481 88 00

Fax 0032 2 481 88 01

Internet www.cnudefco.com

[Full Profile](#)

Contact Persons

Contact 1. **Mr. Reint Berghmans**
Position: COO
Phone: +32 2 4818830

Browse the chapter “Partner” to read about companies that supported us during the compilation of this market overview.

plants.glassglobal.com

Contacts



- OGIS GmbH / glassglobal Group
Grafenberger Allee 277
40237 Düsseldorf
Germany
- www.glassglobal.com
- Contacts:
Dipl.-Ing. Knut Alt at sales@glassglobal.com
Bettina Heuter at office@glassglobal.com
- Phone: 0049 (0) 211 280733-0
- Fax: 0049 (0) 211 280733-22